




360 DEGREE
OUTDOOR HEATER

FLEXIBLE
COOKING OPTIONS

COMPATIBLE WITH
WOOD & CHARCOAL

OZpig

OZP001-02

\$369⁹⁹

Ozpig Series 2

Double burner available



10001562

\$39⁹⁹ 33% off

Single Butane Stove

Cell Armour
PROTECTION



10001672

\$279⁹⁹

Solar Blanket 100W

\$49⁹⁹ 16% off Carry bag available



10001607

\$469⁹⁹ 22% off

Rover 300 Power Station

2.1M



10000704

\$399⁹⁹ 20% off

Sundowner 900 Swag

4.2M



10001567

\$349 40% off

4.2m BlockOut Shade Dome

200
KG
CAPACITY



10001517

\$149⁹⁹ 25% off

Roamer Moon Chair

SUSTAINABLY
SOURCED BAMBOO

RECYCLED
FABRIC



110
KG
CAPACITY

10000727

\$169⁹⁹ 32% off

Cape Series Recliner

ROMAN HIKE SLEEPING BAGS

up to 20% off



5°C to -10°C Temp Rating Available

SLEEPING BAGS



5°C to -10°C Temp Rating Available

Drovers from \$179

Jindabyne from \$114

Kingsford's from \$39⁹⁹

20% - 30% off

STRETCHERS



25% - 35% off All Sizes Available

AIRBEDS



All Sizes Available

20% - 30% off

FOAM MATS



25% - 30% off

NAPMATS



Single, King Single and Twin Size Available from \$159

10CM HIGH DENSITY AIR TIGHT CONTROL

FAT MATS



15CM HIGH DENSITY AIR TIGHT CONTROL

from \$219

Two Sizes Available



THE ORIGINAL & THE BEST GAZEBO

from \$199

Size Ranging from 2.4m to 6.0m



2.4m \$199 3m \$229

COMPACT

4.5m \$349 6m \$429

DELUXE

3m \$279 4.5m \$399 6m \$529

COMMERCIAL



+ MANY MORE

20% - 38% off

Companion
TRUSTED SINCE 1941

Whether it's for a day, weekend or even a couple of weeks, **STAY LONGER** with Companion's range of portable power charging and storage solutions.

- Features highly efficient A-Grade monocrystalline solar cells
- IP65 weather resistance with ETFE coating for enhanced durability and longevity
- Constructed from rugged 1680D polyester material
- Equipped with a 50A Anderson plug for easy connection
- Seamlessly integrates with the Companion Rover power station series
- Built-in stand system with peg-down points for optimized output



COMPANION POWER RANGE

ROVER™ LITE 10001547
\$99⁹⁹ 17% off



Battery Capacity
20,000mAh | 74Wh

ROVER™ GO 10001548
\$199⁹⁹ 29% off



Battery Capacity
39,600mAh | 146.5Wh

ROVER™ 300 10001607
\$469 22% off



300W PURE SINE WAVE INVERTER
6.5HR CHARGE 0-100% IN 6.5 HOURS

ROVER™ 500 10001608
\$799 24% off



500W PURE SINE WAVE INVERTER
6HR CHARGE 0-100% IN 6 HOURS


ROVER™ 1300 10001610
\$1749 24% off



1300W PURE SINE WAVE INVERTER
1800W INVERTER BOOST FOR AC APPLIANCES
1200W BI-DIRECTIONAL PURE SINE WAVE INVERTER

LiFePO₄ LITHIUM BATTERY


SOLAR BLANKET 300W 10001674
\$569



SOLAR BLANKET 200W 10001673
\$449



SOLAR BLANKET 100W 10001672
\$219



SOLAR RANGE

FRIDGES & COOLERS

Lithium 60L Fridge
\$799



Performance Coolers
from **\$129**



More Sizes Instore

CARAVAN RANGE

Wide range of caravan accessories in store!

up to **30% off**



+ MANY MORE

FURNITURE

ACTION CHAIRS

from **\$22⁹⁹**



FLAT FOLD CHAIRS

from **\$74⁹⁹**



SUN LOUNGERS

from **\$99**




TABLES

from **\$26⁹⁹**

Multiple Sizes Available



OZPIG & ACCESSORIES



Real flavour born from fire

+ MANY MORE

POP UP



from **\$29⁹⁹**

popup
space saving ideas

+ MANY MORE

DOUBLE BUTANE STOVE

10001564

\$99 16% off

COMPANION COOKING & STOVES



Wide Range Of Stoves In Store

Companion has built a reputation as the Australian market leader in outdoor gas solutions, offering the widest range of portable gas appliances and accessories, certified to the strict safety standards of the Australian Gas Association.

Reliable, efficient and functional, Companion products are trusted by Australian's to help them explore outdoors, and stay longer with confidence.

PREMIUM CHAIRS

200 KG
WEIGHT CAPACITY

200 KG
WEIGHT CAPACITY

160 KG
WEIGHT CAPACITY

from **\$139⁹⁹**

5 YEAR WARRANTY

2 YEARS
+ 3 YEARS WITH PRODUCT REGISTRATION



Wide range of cooking accessories in store!



Feed Your Soul

up to **30% off**

CAMP KITCHEN & BBQ



SWAGS & TENTS



from **\$179⁹⁹**

Multiple Models Available

SWAGS



20% - 30% off

ROMAN & COMPANION HIKING TENTS

New 10P Headland Tent 10001664

\$649 35% off



FAST FRAME
SETS UP IN MINUTES

LUMENS™
INTEGRATED LIGHTING

CLIMATECH™
ENHANCED AIR FLOW

3000MM
WATERHEAD RATED FLY

FAST FRAME TENTS



Tasman Range from **\$79**



30% - 40% off

DOME TENTS



All items in this catalogue are included in good faith on the basis that the goods, as described, will be available at the time of sale. A failure by a supplier to deliver in accordance with the sample described, or at all, or other unintentional causes, may result in some items being unavailable. All prices include GST. Not all items featured are displayed at all stores. Limited rights reserved. Save percentages calculated off RRP. Prices valid until 27th April 2025.

FOR YOUR PEACE OF MIND
National Dealer Network
of Camping Specialists

